



# Warhawks Men's Basketball

University of Louisiana at Monroe



ULM (6-7, 3-2 SBC)

## WARHAWKS

vs.

WKU (11-7, 3-2 SBC)

## HILLTOPPERS



Game 14

Thursday, Jan. 23, 2014 • 7:00 p.m.  
Fant-Ewing Coliseum (7,000) • Monroe, La.

Television: - ESPN3 (Randy Lee/Hal Schmitt)

Radio: - KLIP LA 105.3 FM, Nick White (PXP)

Twitter: @ULM\_MBB

### ULM Quick Notes

- ULM is coming off a 2-0 week on the road and used a pair of big second halves to defeat Troy (75-64) and South Alabama (64-58). The Warhawks were tied with Troy at the intermission and trailed USA by seven before winning both contests

- The Warhawks won consecutive road games for the first time since the 2002-03 season when they won three in a row

- ULM is above .500 in conference play after five games for the first time since 2006-07 when it started 4-1 and went on to win the SBC West Division title

- The Warhawks are 4-0 this season when scoring at least 80 points and 4-0 when tied or leading at halftime. ULM is 5-0 when scoring at least 20 points off the bench

- The seven-point halftime deficit against South Alabama was the largest ULM has overcome this season in a victory. ULM's seven turnovers against the Jaguars were its fewest in a game this season. ULM outscored USA 24-13 off the bench

- Against Troy, the Warhawks shot over 80 percent from the free throw line for the first time this season (14-for-17, .824). ULM also outscored Troy 21-5 off the bench

- Junior Tylor Ongwae has reached double-figures in 11 of 13 games this season and has reached that plateau in all five conference games. He has also led the team in scoring in all five league games. Ongwae averages a team-high 15.8 points per contest on the season, and 21.0 ppg in conference action (second in the league)

- With 13 regular season games still remaining, ULM has already surpassed its win total by two games from last season and has matched its conference win total in conference play. ULM was 4-23 overall and 3-17 in SBC play last year

### ULM MEN'S BASKETBALL SCHEDULE

Fri., Nov. 8	at No. 5 Kansas	L, 80-63
<b>Mon., Nov. 18</b>	<b>Samford</b>	<b>W, 86-52</b>
Thu., Nov. 21	at Northwestern St.	W, 84-80 (OT)
<b>Mon., Dec. 9</b>	<b>Thomas</b>	<b>W, 84-61</b>
Sat., Dec. 14	at LSU	L, 61-54
Wed., Dec. 18	at Ole Miss	L, 75-62
<b>Sun., Dec. 22</b>	<b>Louisiana Tech</b>	<b>L, 83-61</b>
Fri., Dec. 27	at No. 3 Ohio State	L, 71-31
<b>Sat., Jan. 4</b>	<b>UL-Lafayette*</b>	<b>W, 103-98 (20T)</b>
Thurs., Jan. 9	at UT Arlington*	L, 83-79 (OT)
<b>Sat., Jan. 11</b>	<b>Texas State*</b>	<b>L, 61-36</b>
Thu., Jan. 16	at Troy*	W, 75-64
Sat., Jan. 18	at South Alabama*	W, 64-58
<b>Thu., Jan. 23</b>	<b>WKU*</b>	<b>7:00 p.m.</b>
<b>Sat., Jan. 25</b>	<b>Georgia State*</b>	<b>4:00 p.m.</b>
<b>Thu., Jan. 30</b>	<b>Arkansas State*</b>	<b>7:00 p.m.</b>
Sat., Feb. 1	at UL-Lafayette*	7:15 p.m.
Thu., Feb. 6	at Texas State*	7:00 p.m.
<b>Thu., Feb. 13</b>	<b>UT Arlington*</b>	<b>7:00 p.m.</b>
<b>Sat., Feb. 15</b>	<b>UALR*</b>	<b>4:00 p.m.</b>
Thu., Feb. 20	at Georgia State*	6:00 p.m.
Sat., Feb. 22	at WKU*	7:00 p.m.
<b>Thu., Feb. 27</b>	<b>South Alabama*</b>	<b>7:00 p.m.</b>
<b>Sat., Mar. 1</b>	<b>Troy*</b>	<b>4:00 p.m.</b>
Thu., Mar. 6	at Arkansas State*	7:05 p.m.
Sat., Mar. 8	at UALR*	7:00 p.m.
Thurs., Mar. 13	Sun Belt Championships	TBA

All times Central and subject to change. Bold indicates home contests.; \*-Sun Belt game

**We are ULM.** Please note that there are only two correct versions of our institution's name, the preferred acronym ULM and the full name, the University of Louisiana at Monroe. Any other reference, including Louisiana-Monroe, UL-Monroe, La.-Monroe, LAM, or simply Monroe, are incorrect.

### Media Relations Contacts

Robbie Kleinmuntz (Primary)	Tom Ritter (Secondary)
Assistant Director	Graduate Assistant
kleinmuntz@ulm.edu	rittertf@warhawks.ulm.edu
O: 318-342-5462	O: 318-342-5451
C: 847-912-5380	C: 318-953-0734



# Warhawks Men's Basketball

University of Louisiana at Monroe



## Keith Richard

Head Coach

Fourth Year at ULM  
13th Season Overall

Alma Mater: ULM (1982)

### THE RICHARD FILE

#### COACHING HONORS

- 1999 Sun Belt Coach of the Year
- Has been part of the coaching staff for seven NCAA Tournament and three NIT teams

#### COACHING CAREER

Season	School	Position	Record
1984-85	ULM	Graduate Assistant	17-12
1985-86	ULM	Graduate Assistant	20-10/NCAA
1986-87	Marshall	Assistant Coach	25-6/NCAA
1987-88	Marshall	Assistant Coach	24-8/NIT
1988-89	Marshall	Assistant Coach	15-15
1989-90	ULM	Assistant Coach	22-8/NCAA
1990-91	ULM	Assistant Coach	25-8/NCAA
1991-92	ULM	Assistant Coach	19-10/NCAA
1992-93	ULM	Assistant Coach	26-5/NCAA
1993-94	ULM	Assistant Coach	19-9
1994-95	La. Tech	Assistant Coach	14-13
1995-96	La. Tech	Associate Head Coach	11-17
1996-97	La. Tech	Associate Head Coach	15-14
1997-98	La. Tech	Associate Head Coach	12-15
1998-99	La. Tech	Head Coach	19-9
1999-00	La. Tech	Head Coach	21-8
2000-01	La. Tech	Head Coach	17-12
2001-02	La. Tech	Head Coach	22-10/NIT
2002-03	La. Tech	Head Coach	12-15
2003-04	La. Tech	Head Coach	15-15
2004-05	La. Tech	Head Coach	14-15
2005-06	La. Tech	Head Coach	20-13/NIT
2006-07	La. Tech	Head Coach	10-20
2008-09	LSU	Assistant Coach	27-8/NCAA
2009-10	LSU	Assistant Coach	11-20
2010-11	ULM	Head Coach	7-24
2011-12	ULM	Head Coach	3-26
2012-13	ULM	Head Coach	4-23
2013-14	ULM	Head Coach	6-7

#### PLAYING CAREER

- Played for ULM from 1978-82; Coached by Lenny Fant, Benny Hollis & Mike Vining
- 1979 Atlantic Sun Tournament Champions, NIT
- 1980 Atlantic Sun Regular Season Champions
- 1982 Atlantic Sun Tournament Champions, NCAA
- Two-time team captain ('81 & '82)
- Led team in assists twice

#### EDUCATION

- Bachelor's degree in general business, ULM (1982)
- Master's degree in guidance counseling, ULM (1986)

### ULM Quick Notes Continued...

- The Warhawks are 3-2 this season at home and 387-165 all-time in Fant-Ewing Coliseum
- Senior Amos Olatayo is second on the team in scoring with 13.5 ppg. He also helps out on the glass with 5.5 rpg. Olatayo has 10 double-figure scoring games this season including three 20-plus games and one 30-point performance
- Senior Jayon James leads the team in both rebounds (6.4 rpg) and assists (4.2 apg) and scores 10.0 ppg. In conference play, James is shooting .657 percent from the field (second in the league)
- Freshman Nick Coppola played 40 minutes in both of ULM's last two games at point guard and matched his career-high with 10 points in both contests
- The Warhawks played the eighth toughest non-conference schedule in the country, according to cbssports.com. ULM's opponents went a combined 71-30 in non-conference play as the Warhawks took on a pair of top-5 opponents
- ULM has had at least four double-figure scorers in five games this season
- The Warhawks opened league play with back-to-back overtime games for the first time in school history. ULM is 2-1 in overtime this season, and ULM head coach Keith Richard is 17-8 in his career
- Against UL-Lafayette, Ongwae and James each notched a double-double. ULM had two student-athletes record a double-double in one game for the first time since Dec. 22, 2009 when Rudy Turner and Tony Hooper did it against Harding
- ULM's 11 blocks against ULL were the most by ULM since Dec. 2, 2006 when it had 10 against William Carey
- The Warhawks went 36 days inbetween their first two losses on the season. It was their longest stretch without a loss since 1993-94 when they went from Jan. 18 - Feb. 28 between defeats
- After defeating Thomas (Ga.) on Dec. 9, the Warhawks won three consecutive games for the first time since 2007-08. They got off to a 3-1 start on the season for the first time since 2004-05
- The Warhawks trailed Northwestern State by 18 in the second half before mounting their biggest comeback of the season on Nov. 21
- In ULM's home opener, it thumped Samford 86-52 on Nov. 18 and was up by 41 at one point in the second half. The 34-point win was the largest margin of victory for ULM since a 97-43 win over Union College (Ky.) on Jan. 3, 2009. It was ULM's most lop-sided score over a Division I program since Feb. 3, 2000 when it defeated Lamar 95-58
- Junior Marvin Williams posted a game-high 19 points against No. 5 Kansas in the season opener, outscoring Andrew Wiggins who was named Preseason National Player of the Year by cbssports.com. Williams went 8-for-13 from the field and grabbed a team-high six rebounds in 24 minutes
- ULM earned the 2012-13 SBC team academic award and was one of 21 NCAA Division I men's basketball programs to earn Team Academic Excellence Awards from the National Association of Basketball Coaches
- The Warhawks carry a full scholarship roster for the first time under head coach Keith Richard after inheriting APR penalties. Richard is in his fourth season with the program



# Warhawks Men's Basketball

University of Louisiana at Monroe



## Numerical Roster

No.	Player	Pos.	Ht.	Wt.	Cl.	Hometown (Previous School)
0	Marvin Williams	F/C	6-8	245	JR	Memphis, Tenn. (NW Florida State College)
1	Jayon James	F	6-6	225	SR	Paterson, N.J. (Lamar State-Port Arthur)
2	DeMondre Harvey	F	6-7	210	SO	Minden, La. (Pearl River CC)
3	Marcelis Hansberry	G	6-0	185	SR	Jackson, Miss. (Provine HS)
4	RJ McCray	G	6-2	190	SR	Arlington, Texas (Grace Prep Academy)
10	Amos Olatayo	G	6-4	200	SR	Houston, Texas (Navarro College)
11	Nick Coppola	G	5-11	195	FR	Richmond, Va. (Benedictine Prep)
12	Tylor Ongwae	F	6-7	205	JR	Eldoret, Kenya (Ranger College)
13	Chinedu Amajoyi	G	6-3	195	JR	Rancho Cucamonga, Calif. (Kilgore College)
15	Kyle Koszuta	G	6-2	190	SO	Niceville, Fla. (Niceville HS)
20	Evan Sims	F/C	6-8	235	JR	Houston, Texas (Lamar State-Port Arthur)
22	Lance Richard	G	5-10	170	FR	Monroe, La. (Sterlington HS)
23	Millaun Brown	F/C	6-7	230	SR	Gunnison, Miss. (East Mississippi CC)
33	Daniel Grieves	G/F	6-6	210	SO	Bay St. Louis, Miss. (Pearl River CC)
34	Leon Carswell II	F	6-3	210	JR	Bossier City, La. (Airline HS)
35	Colten Ponder	F	6-5	215	SO	Shreveport, La. (Calvary Baptist HS)

## COACHING STAFF

Head Coach: Keith Richard (ULM '82)

Assistant Coach: Ryan Cross (Buffalo '95)

Assistant Coach: Lonnie Cooper (Louisiana Tech '99)

Assistant Coach J.A. Anglin (LSU Shreveport '10)

Coordinator of Basketball Operations: Wyatt Hodges

## PRONUNCIATION

Keith/Lance RICHARD      Ree-CHARD

MILLAUN Brown      Mih-LAHN

JAYON James      Jay-AHN

AMOS OLATAYO      AIM-uhs Ole-ah-tay-O

CHINEDU AMAJOYI      Chin-ih-due Om-uh-joy

TYLOR ONGWAE

Kyle KOSZUTA

Nick COPPOLA

Tie-ler Ong-why

Kus-zoo-tuh

Cup-oh-luh

## BY CLASS

Seniors (5).....Millaun Brown  
 .....Marcelis Hansberry  
 .....Jayon James  
 .....R.J. McCray  
 .....Amos Olatayo  
 Juniors (5).....Chinedu Amajoyi  
 .....Leon Carswell  
 .....Tylor Ongwae  
 .....Evan Sims  
 .....Marvin Williams  
 Sophomores (4) .....Daniel Grieves  
 .....DeMondre Harvey  
 .....Kyle Koszuta  
 .....Colten Ponder  
 Freshmen (2).....Nick Coppola  
 .....Lance Richard

## BY POSITION

Guards.....Chinedu Amajoyi  
 .....Nick Coppola  
 .....Marcelis Hansberry  
 .....Kyle Koszuta  
 .....RJ McCray  
 .....Amos Olatayo  
 .....Lance Richard  
 Guard/Foward .....Daniel Grieves  
 Forwards .....Leon Carswell  
 .....DeMondre Harvey  
 .....Jayon James  
 .....Tylor Ongwae  
 .....Colten Ponder  
 Forward/Center .....Millaun Brown  
 .....Evan Sims  
 .....Marvin Williams

## BY STATE/COUNTRY

California.....Chinedu Amajoyi  
 Florida.....Kyle Koszuta  
 Kenya .....Tylor Ongwae  
 Louisiana.....Leon Carswell  
 .....DeMondre Harvey  
 .....Colten Ponder  
 .....Lance Richard  
 Mississippi.....Millaun Brown  
 .....Daniel Grieves  
 .....Marcelis Hansberry  
 New Jersey .....Jayon James  
 Tennessee .....Marvin Williams  
 Texas .....R.J. McCray  
 .....Amos Olatayo  
 .....Evan Sims  
 Virginia .....Nick Coppola

## WE ARE ULM

### 12 REGULAR SEASON CHAMPIONSHIPS

1961-62 - Gulf States Conference  
 1964-65 - Gulf States Conference  
 1978-79 - Atlantic Sun Conference  
 1979-80 - Atlantic Sun Conference  
 1985-86 - Southland Conference  
 1989-90 - Southland Conference  
 1990-91 - Southland Conference  
 1992-93 - Southland Conference  
 1993-94 - Southland Conference  
 1995-96 - Southland Conference  
 1996-97 - Southland Conference  
 2006-07 - Sun Belt Conference West Division

### NINE POST-SEASON APPEARANCES

1978-79 - NIT  
 1981-82 - NCAA Tournament  
 1985-86 - NCAA Tournament  
 1987-88 - NIT  
 1989-90 - NCAA Tournament  
 1990-91 - NCAA Tournament  
 1991-92 - NCAA Tournament  
 1992-93 - NCAA Tournament  
 1995-96 - NCAA Tournament

### EIGHT TOURNAMENT CHAMPIONSHIPS

1978-79 - Atlantic Sun Conference  
 1981-82 - Atlantic Sun Conference  
 1985-86 - Southland Conference  
 1989-90 - Southland Conference  
 1990-91 - Southland Conference  
 1991-92 - Southland Conference  
 1992-93 - Southland Conference  
 1995-96 - Southland Conference



# Warhawks Men's Basketball

University of Louisiana at Monroe



## ULM Quick Facts

Location \_\_\_\_\_ Monroe, La.  
Enrollment \_\_\_\_\_ 8,858  
Founded \_\_\_\_\_ 1931  
Nickname/Mascot \_\_\_\_\_ Warhawks/Ace  
Colors \_\_\_\_\_ Maroon & Gold  
President \_\_\_\_\_ Dr. Nick Bruno  
Director of Athletics \_\_\_\_\_ Brian Wickstrom  
Conference \_\_\_\_\_ Sun Belt  
Affiliation \_\_\_\_\_ NCAA Division I  
All-Time Record \_\_\_\_\_ 906-803 (62nd season)  
Winning Seasons \_\_\_\_\_ 38 (20+ wins 10 times)  
Home Venue \_\_\_\_\_ Fant-Ewing Coliseum (7000)  
Playing Surface \_\_\_\_\_ Maple  
Opened \_\_\_\_\_ 1971  
Press Row Phone \_\_\_\_\_ 318-342-6920

Head Coach \_\_\_\_\_ Keith Richard  
Record at ULM \_\_\_\_\_ 20-84 (fourth year)  
Career Record \_\_\_\_\_ 170-196 (13th year)  
Assistant Coach \_\_\_\_\_ Ryan Cross  
Assistant Coach \_\_\_\_\_ Lonnie Cooper  
Assistant Coach \_\_\_\_\_ J.A. Anglin  
Coordinator of MBB Ops. \_\_\_\_\_ Wyatt Hodges  
Athletic Trainer \_\_\_\_\_ Jeremy Teblum  
Strength Coach \_\_\_\_\_ Brian Seitz

Website \_\_\_\_\_ www.ulmwarhawks.com  
Facebook \_\_\_\_\_ www.facebook.com/warhawks  
Twitter \_\_\_\_\_ @ULM\_MBB

## Scouting WKU

The Hilltoppers (11-7, 3-2 SBC) split a pair of Sun Belt Conference home games last week that both needed extra time, as UALR picked up an 87-83 overtime win over WKU on Thursday before the Hilltoppers responded with an 82-77 double-overtime victory over Arkansas State on Saturday.

WKU has four players averaging in double-figures. T.J. Price leads the way at 16.7 ppg, George Fant is at 13.2 and leads the team on the boards with 7.6 rpg, Trency Jackson averages 10.1 ppg and Chris Harrison-Docks puts in 10.0 ppg.

The Hilltoppers were picked as the SBC preseason favorite after winning the conference tournament last year and advanced to the NCAA Tournament as a No. 16 seed. It was the second consecutive year they won the SBC Tournament.

Ray Harper enters his third season as Hilltopper head coach in 2013-14. Under Harper, the Hilltoppers are 8-0 in Sun Belt Conference Tournament action, resulting in two championships and automatic berths to the NCAA Tournament, and WKU is 14-3 in games played on or after February 21.

Harper took over midway in 2011-12 and WKU went 7-1 after he was named full-time head coach after starting the season 5-11. The Hilltoppers then defeated Mississippi Valley State in the first round of the NCAA Tournament after erasing a 16-point deficit with 4:51 left to play.

Harper's stellar head coaching resume includes four national championships in 12 seasons at Kentucky Wesleyan College and Oklahoma City University, five national runner-up finishes, eight conference titles, five national coach-of-the-year honors and a remarkable .844 winning percentage after winning 342 of 405 games at his two stops before WKU.

## Sun Belt Conference Preseason Coaches Poll

1. WKU - 91 (5)
2. South Alabama - 78 (2)
3. Arkansas State - 74
- T-4. Georgia State - 73 (2)
- T-4. UL-Lafayette - 73 (1)
6. UALR - 48
7. UT Arlington - 36
8. Texas State - 34
9. Troy - 26
10. ULM - 17

### Jayon James

- Preseason SBC  
All-Conference  
Third-Team

- CSM Preseason  
All-SBC  
Third-Team

### Amos Olatayo

- CSM Preseason  
All-SBC  
Third-Team

## All-Time Series History vs. WKU

WKU leads 10-1  
At ULM: WKU leads 4-1  
At USA: USA leads 4-0  
On Neutral Courts: WKU leads 2-0

## 2013-14 NON-CONFERENCE STRENGTH OF SCHEDULE RANKINGS

according to cbssports.com (1/1/14)

RK	School	SOS	Opp. Winning %
1.	New Orleans	.6951	.7669
2.	Kansas	.6840	.7500
3.	Long Beach State	.6443	.7166
4.	BYU	.6323	.6949
5.	Massachusetts	.6262	.6574
6.	Eastern Michigan	.6192	.6448
7.	Colorado	.6162	.6597
<b>8.</b>	<b>ULM</b>	<b>.6152</b>	<b>.6744</b>
9.	Alabama	.6142	.6468
10.	Oakland	.6130	.6585

## RICHARD VS. 2013-14 OPPONENTS

Arkansas State	.....5-8
Georgia State	.....0-0
Kansas	.....0-1
Louisiana Tech	.....0-4
UL-Lafayette	.....7-11
LSU	.....0-2
Northwestern State	.....2-1
Ohio State	.....0-1
Ole Miss	.....0-2
Samford	.....1-0
South Alabama	.....5-5
Texas-Arlington	.....0-1
Texas State	.....0-1
Thomas	.....1-0
Troy	.....1-4
UALR	.....7-6
<b>WKU</b>	<b>.....5-7</b>





# Warhawks Men's Basketball

University of Louisiana at Monroe



## In ULM's Last Outing...

### Warhawks Come Back to Defeat South Alabama 64-58

**MOBILE, Ala.** – For the second consecutive game, the ULM men's basketball program used a huge second half to come back and defeat South Alabama 64-58 on Saturday at the Mitchell Center.

The Warhawks (6-7, 3-2 SBC) trailed 34-27 at the intermission when they came out and outscored the Jaguars (7-12, 1-5 SBC) 37-24 in the second half. Junior Tylor Ongwae registered a game-high 19 points, four rebounds, three steals and two assists.

ULM had four double-digit scorers for the second game in a row. Senior Amos Olatayo tallied 12 points and four assists, freshman Nick Coppola recorded 10 points, three rebounds and three assists and sophomore Daniel Grieves had 10 points and four rebounds.

Sophomore DeMondre Harvey earned his second consecutive start and grabbed a team-high seven rebounds to go along with his eight points and two blocks.

The Jaguars held an early 12-11 lead in the first half when they went on an 8-0 run to go up 20-11 with 5:56 remaining. Back-to-back steals and finishes by Olatayo on the fast-break cut it to a 20-17 deficit, forcing the Jaguars into a timeout with 4:21 left.

ULM came with-in one point at 23-22 after Ongwae hit a shot, got fouled and converted on the free throw at the 2:50 mark. USA led 30-27 when it scored the final four points of the half after a lay-in and a pair of free throws to go up 34-27.

The Warhawks opened the second half on a 7-0 run to quickly tie the game, 34-34 with 15:57 left. After USA went back up 40-36, Ongwae answered with a three-pointer and Olatayo hit a runner in the lane to give ULM the lead, 41-40 at the 12:04 mark.

Tied at 43, ULM went on a 4-0 run to go up 47-43 with 8:53 left. A three-pointer by sophomore Daniel Grieves extended the lead to 52-45 with 7:02 remaining.

The Jaguars stormed back and trailed 52-51 with 5:22 left but could not get any closer. ULM went on an 8-1 run capped by a three-pointer by Coppola to extend its lead to 60-53 at the 2:18 mark. USA came with-in three with 55 seconds left, but the Warhawks got stops defensively at made free throws to win the game.

#### Official Basketball Box Score -- Game Totals -- Final Statistics

##### ULM vs South Alabama

01/18/14 7:30 p.m. at Mobile, Ala. (Mitchell Center)

##### ULM 64 • 6-7, 3-2 SBC

#	Player	Pos	Total		3-Ptr		Rebounds			PF	TP	A	TO	Blk	Stl	Min
			FG	FGA	FG	FGA	Off	Def	Tot							
01	James, Jayon	f	0-2	0-0	0-0	0-0	0	4	4	3	0	5	0	0	0	17
02	Harvey, DeMondre	f	3-3	0-0	2-2	4	3	7	5	8	1	1	2	0	0	21
12	Ongwae, Tylor	f	6-20	1-3	6-7	1	3	4	0	19	2	2	0	3	4	40
11	Coppola, Nick	g	3-7	1-2	3-5	0	3	3	3	10	3	1	0	0	0	40
13	Amajoyi, Chinedu	g	1-2	1-1	0-0	0	1	1	0	3	0	0	0	0	0	15
10	Olatayo, Amos	g	4-7	0-3	4-9	0	4	4	2	12	0	2	0	2	2	23
15	Koszuta, Kyle	g	0-0	0-0	0-0	0	0	0	0	0	0	0	0	0	0	2
20	Sims, Evan	g	1-1	0-0	0-0	0	2	2	5	2	1	0	1	0	0	18
33	Grieves, Daniel	g	3-8	2-7	2-2	2	2	4	2	10	0	0	0	0	0	24
Team							4	1	5				1			
Totals			21-50	5-16	17-25	11	23	34	20	64	12	7	3	5	200	
FG % 1st Half: 9-25			36.0%	2nd half: 12-25			48.0%	Game: 21-50			42.0%	Deadball				
3FG % 1st Half: 2-9			22.2%	2nd half: 3-7			42.9%	Game: 5-16			31.3%	Rebounds				
FT % 1st Half: 7-11			63.6%	2nd half: 10-14			71.4%	Game: 17-25			68.0%	2				

##### South Alabama 58 • 7-12, 1-5 SBC

#	Player	Pos	Total		3-Ptr		Rebounds			PF	TP	A	TO	Blk	Stl	Min
			FG	FGA	FG	FGA	Off	Def	Tot							
13	Ammons, Mychal	f	3-8	0-4	2-2	6	6	12	3	8	1	2	1	0	0	29
21	Rubit, Augustine	f	7-16	0-1	4-8	9	3	12	1	18	0	3	0	1	33	
01	Williams, Ken	g	0-5	0-3	0-0	0	3	3	5	0	1	3	1	1	26	
12	Allen, Antoine	g	3-14	2-11	0-0	1	1	2	2	8	1	0	1	0	31	
20	Saintil, Aakim	g	4-7	1-2	2-2	1	2	3	3	11	1	0	0	1	36	
03	Maston, Isaiah	g	0-3	0-2	0-0	0	2	2	1	0	0	0	0	0	7	
04	Stevens, Barrington	g	1-3	1-3	0-0	0	1	1	4	3	1	0	0	0	14	
24	Ferguson, Dionte	g	0-1	0-0	7-9	3	3	6	3	7	0	1	1	0	12	
25	Johnson, T.J.	g	0-1	0-1	0-0	0	0	0	0	0	0	0	0	0	4	
32	Karazsia, Austin	g	1-1	0-0	1-2	2	0	2	1	3	0	1	0	0	8	
Team							1	2	3							
Totals			19-59	4-27	16-23	23	23	46	23	58	5	10	4	3	200	
FG % 1st Half: 13-32			40.6%	2nd half: 6-27			22.2%	Game: 19-59			32.2%	Deadball				
3FG % 1st Half: 3-16			18.8%	2nd half: 1-11			9.1%	Game: 4-27			14.8%	Rebounds				
FT % 1st Half: 5-9			55.6%	2nd half: 11-14			78.6%	Game: 16-23			69.6%	1.1				

Officials: Jacyn Goble, Barry Mathis, Paul Sroka  
Technical fouls: ULM-None. South Alabama-None.  
Attendance: 2385

Score by periods	1st	2nd	Total
ULM	27	37	64
South Alabama	24	34	58

## HOME COURT ADVANTAGE

### 387-165 All-Time in Fant-Ewing Coliseum

#### ULM RECORDS IN FANT-EWING

Year	Games	Record	Pct.	Avg. Attend.
1971-72	10	6-4	.600	4,190
1972-73	11	8-3	.727	3,232
1973-74	11	8-3	.727	3,250
1974-75	12	11-1	.917	3,454
1975-76	13	10-3	.769	5,451
1976-77	13	9-4	.692	5,073
1977-78	13	10-3	.769	4,459
1978-79	16	15-1	.937	5,215
1979-80	14	10-4	.714	3,678
1980-81	16	8-8	.500	3,067
1981-82	16	13-3	.812	3,808
1982-83	14	12-2	.857	2,946
1983-84	16	11-5	.688	2,098
1984-85	13	9-4	.692	2,380
1985-86	15	14-1	.933	2,114
1986-87	13	8-5	.615	2,582
1987-88	12	10-2	.833	2,582
1988-89	12	8-4	.667	2,861
1989-90	14	13-1	.928	2,949
1990-91	14	14-0	1.000	3,327
1991-92	12	9-3	.750	2,710
1992-93	14	14-0	1.000	3,892
1993-94	14	10-4	.714	3,351
1994-95	12	9-3	.750	3,619
1995-96	11	8-3	.727	2,182
1996-97	12	9-3	.750	1,822
1997-98	11	7-4	.636	1,301
1998-99	11	7-4	.636	1,913
1999-00	14	11-3	.786	2,003
2000-01	13	9-4	.692	935
2001-02	12	12-0	1.000	3,437
2002-03	12	7-5	.583	1,412
2003-04	13	9-4	.692	1,624
2004-05	13	6-7	.462	1,296
2005-06	13	8-5	.615	793
2006-07	14	14-0	1.000	1,952
2007-08	12	5-7	.417	1,338
2008-09	14	8-6	.571	907
2009-10	14	8-6	.571	1,398
2010-11	13	4-9	.308	1,400
2011-12	13	0-13	.000	1,438
2012-13	12	3-9	.250	1,255
2013-14	5	3-2	.600	1,840
TOTALS	552	387-165	.701	



# Warhawks Men's Basketball

University of Louisiana at Monroe



## Number of times in 2013-14 a ULM student-athlete has led the team in...

<b>Points</b>		Marvin Williams	1	<b>Blocks</b>		Tylor Ongwae	5
Tylor Ongwae	7			Tylor Ongwae	5		
Amos Olatayo	3	<b>Free Throws Made</b>		Amos Olatayo	3		
Marvin Williams	2	Tylor Ongwae	6	DeMondre Harvey	3		
Jayon James	1	Jayon James	3	Marvin Williams	2		
		Amos Olatayo	2	Jayon James	2		
<b>Rebounds</b>		Nick Coppola	1	Millaun Brown	1		
Jayon James	5	Kyle Koszuta	1	Evan Sims	1		
Amos Olatayo	3	R.J. McCray	1				
Marvin Williams	3			<b>Steals</b>			
Tylor Ongwae	2	<b>Free Throw Attempts</b>		Jayon James	7		
DeMondre Harvey	2	Jayon James	5	Tylor Ongwae	5		
		Tylor Ongwae	5	Nick Coppola	4		
<b>Assists</b>		Amos Olatayo	3	Amos Olatayo	3		
Jayon James	8	Nick Coppola	1	R.J. McCray	3		
Nick Coppola	6	R.J. McCray	1	DeMondre Harvey	2		
Kyle Koszuta	2			Kyle Koszuta	2		
R.J. McCray	2	<b>3FG Made</b>		Chinedu Amajoyi	1		
Daniel Grieves	1	Amos Olatayo	7	Evan Sims	1		
Tylor Ongwae	1	Daniel Grieves	6				
		Tylor Ongwae	5	<b>Minutes</b>			
<b>Field Goals Made</b>		Kyle Koszuta	3	Nick Coppola	5		
Tylor Ongwae	8	Nick Coppola	1	Tylor Ongwae	5		
Amos Olatayo	3	R.J. McCray	1	Jayon James	4		
Marvin Williams	2			Amos Olatayo	2		
Jayon James	1	<b>3FG Attempts</b>		Daniel Grieves	1		
		Amos Olatayo	7	Kyle Koszuta	1		
<b>Field Goal Attempts</b>		Daniel Grieves	6	R.J. McCray	1		
Tylor Ongwae	7	Nick Coppola	1				
Amos Olatayo	4	Kyle Koszuta	1				
Daniel Grieves	1						

*Note: If multiple student-athletes tie in a category in a single game, they all receive credit for leading the team*

## Double-Doubles

### 2013-14 Season

Marvin Williams (1)  
13 pt, 10 reb at NSU (11/21/13)

### Jayon James (1)

16 pt, 12 reb vs. ULL (1/4/14)

### Tylor Ongwae (1)

27 pt, 11 reb vs. ULL (1/4/14)

### Career

Jayon James (6)

10 pt, 12 reb vs SLU (12/10/12)

26 pt, 10 reb vs FAU (12/12/12)

11 pt, 12 reb vs SU (12/13/12)

19 pt, 10 reb at NT (1/5/13)

11 pt, 15 ast at FIU (2/2/13)

16 pt, 12 reb vs. ULL (1/4/14)

## Individual Career Totals for Returning Student-Athletes

*Only includes statistics at ULM*

### Points

A. Olatayo	539
M. Hansberry	390
R.J. McCray	384
J. James	384
M. Brown	187
K. Koszuta	132

### Steals

R.J. McCray	58
J. James	55
M. Hansberry	46
A. Olatayo	45
K. Koszuta	31
M. Brown	27

### Field Goals M-A

A. Olatayo	234-508
J. James	149-339
M. Hansberry	142-353
R.J. McCray	137-330
M. Brown	82-148
K. Koszuta	43-119

### Free Throws M-A

A. Olatayo	98-167
J. James	82-165
R.J. McCray	80-124
M. Hansberry	80-124
M. Brown	21-53
K. Koszuta	15-23

### Rebounds

J. James	248
A. Olatayo	204
M. Brown	175
R.J. McCray	145
M. Hansberry	137
K. Koszuta	31

### Three-Pointers M-A

A. Olatayo	43-144
K. Koszuta	31-80
R.J. McCray	30-92
M. Hansberry	26-107
J. James	4-31

### Assists

J. James	191
R.J. McCray	120
M. Hansberry	110
K. Koszuta	54
A. Olatayo	31
M. Brown	14

### Games/Starts

R.J. McCray	88/35
M. Hansberry	71/28
J. James	40/39
K. Koszuta	39/2
M. Brown	38/25
A. Olatayo	36/30

### Minutes

R.J. McCray	1766
M. Hansberry	1387
J. James	1347
A. Olatayo	1079
M. Brown	877
K. Koszuta	561

### Blocks

A. Olatayo	16
R.J. McCray	14
J. James	13
M. Brown	10
M. Hansberry	2

## Double-Figures and Categorical Highs

Double-Figures	Season 10+ Points	Season 10+ Rebs	Season 10+ Asts
Tylor Ongwae	11 times (20+ 5 times)	1 time	
Amos Olatayo	10 times (20+ 3 times)		
Jayon James	7 times	2 times	
Marvin Williams	4 times	1 time	
Nick Coppola	3 times		
Daniel Grieves	2 times		
DeMondre Harvey	1 time		
R.J. McCray	1 time		

Double-Figures	Career 10+ Points	Career 10+ Rebs	Career 10+ Asts
Amos Olatayo	27 times (20+ 12 times)	1 time	
Jayon James	20 times (20+ 1 time)	8 times	2 times
Marcelis Hansberry	15 times (20+ 1 time)		
R.J. McCray	12 times		
Tylor Ongwae	11 times (20+ 5 times)	1 time	
Millaun Brown	5 times (20+ 1 time)	1 time	
Marvin Williams	4 times	1 time	
Kyle Koszuta	3 times		
Nick Coppola	3 times		
Daniel Grieves	2 times		
DeMondre Harvey	1 time		

### Single-Game Categorical Highs 2013-14

Points	Amos Olatayo - 30, at NSU
Field Goals Made	Amos Olatayo/Tylor Ongwae - 11 (Olatayo at NSU) (Ongwae vs ULL)
3FG Made	Amos Olatayo/Tylor Ongwae - 4 (Both at UTA)
Free Throws Made	Jayon James/Tylor Ongwae - 9 (James at NSU) (Ongwae vs. THOM)
Rebounds	Jayon James - 12 (vs. UL-Lafayette)
Assists	Jayon James - 9 (at UTA)
Steals	Tylor Ongwae - 4 (vs. Thomas)
Blocks	Amos Olatayo - 5 (vs. UL-Lafayette)



# Warhawks Men's Basketball

University of Louisiana at Monroe



## The Last Time ULM...

Scored 100 or more points  
Scored 90 or more points  
Scored 80 or more points  
Scored fewer than 40 points  
Held an opponent to under 50 points  
Held an opponent to under 40 points  
Won by 30 or more points  
Won by 40 or more points  
Won by 50 or more points  
Won by 60 or more points  
Had four double-digit scorers  
Had five double-digit scorers  
Had no double-digit scorers  
Had 20 or more assists  
Had 10 or fewer assists  
Had 10 or more blocks  
Had 10 or more steals  
Had 20 or more turnovers  
Had fewer than 10 turnovers  
Made 30 or more field goals  
Made 40 or more field goals  
Made 50 or more field goals  
Shot over 50 pct from field  
Shot over 60 pct from field  
Shot less than 20 pct from field  
Made 10 or more 3-pointers  
Made 15 or more 3-pointers  
Shot over 50 pct from 3FG  
Shot over 60 pct from 3FG  
Shot less than 20 pct from 3FG  
Made 20 or more free throws  
Made 30 or more free throws  
Shot over 80 pct free throws  
Shot over 90 pct free throws  
Won on a buzzer beater  
Lost on a buzzer beater  
Won on the last possession  
Lost on the last possession  
Won in overtime  
Won in double overtime  
Won in triple overtime  
Had two double-doubles in one game  
Had two 20+ scorers in one game

105, vs. UL-Lafayette (1/4/2014)  
105, vs. UL-Lafayette (1/4/2014)  
105, vs. UL-Lafayette (1/4/2014)  
36, vs. Texas State (1/11/2014)  
46, vs. Centenary (12/11/2010)  
37, vs. LeTourneau (11/25/1991)  
34, vs. Samford (11/18/2013)  
54, vs. Union College (1/3/2009)  
54, vs. Union College (1/3/2009)  
63, vs. LeTourneau (11/25/1991)  
at South Alabama (1/18/2014)  
vs. UL-Lafayette (1/4/2014)  
at No. 3 Ohio State (12/27/2013)  
20, at FIU (2/2/2013)  
7, vs. Texas State (1/11/2014)  
11, vs. UL-Lafayette (1/4/2014)  
10, at LSU (12/14/2013)  
20, vs. Thomas (12/9/2013)  
7, at South Alabama (1/18/2014)  
33, at UT Arlington (1/9/2014)  
41, vs. Texas College (12/22/2003)  
51, vs. Georgia Southern (2/8/1979)  
.520 (26-50), at Troy (1/16/2014)  
.620 (31-50), at Nicholls State (11/28/2011)  
.185 (10-54) at No. 3 Ohio State (12/27/2013)  
10, at UT Arlington (1/9/2014)  
15, vs. Middle Tennessee (1/24/2008)  
.643 (9-14), at Troy (1/16/2014)  
.643 (9-14), at Troy (1/16/2014)  
.167 (3-18), at No. 3 Ohio State (12/27/2013)  
24, vs. UL-Lafayette (1/4/2014)  
30, vs. Troy (12/31/2009)  
.850 (17-20), at North Texas (1/5/2013)  
1.000 (5-5), at Texas A&M (12/10/2011)  
W, 60-58, vs. SFA (Malcolm Thomas Jumper) (11/25/2008)  
L, 76-73, at La. Tech (Kyle Gibson 3FG) (12/2/2009)  
W, 65-64, vs. FAU (Trent Mackey 3FG, 8 secs) (12/29/2012)  
L, 65-64, vs. SFA (Zac Downing 3FG, 4 secs) (11/23/2010)  
W, 103-98 (2OT), vs. UL-Lafayette (1/4/2014)  
W, 103-98 (2OT), vs. UL-Lafayette (1/4/2014)  
W, 107-106 (3OT), at La. Tech (1/5/1970)  
Tylor Ongwae & Jayon James, vs. UL-Lafayette (1/4/2014)  
Tylor Ongwae (25) & Amos Olatayo (20), at UT Arlington (1/9/2014)

## A ULM Player...

Had a double-double (pts-rbs)  
Had a double-double (pts-asts)  
Had a triple-double  
Had 20 points or more  
Had 30 points or more  
Had 40 points or more  
Had 50 points or more  
Made 10 or more field goals  
Made 15 or more field goals  
Made five or more 3FG  
Made 10 or more FT  
Had 10 or more rebounds  
Had 15 or more rebounds  
Had 20 or more rebounds  
Had 25 or more rebounds  
Had 30 or more rebounds  
Had 10 or more assists  
Had 15 or more assists  
Had five or more steals  
Had 10 or more steals  
Had five or more blocks  
Had 10 or more blocks  
Played 40 minutes or more

Tylor Ongwae (27-11) / Jayon James (16-12) vs. UL-Lafayette (1/4/2014)  
Jayon James (11 pts and 15 asts), at FIU (2/2/2013)  
Wojciech Mydra (11 pts, 10 rebs, 10 blks) vs. SHSU (1/24/2002)  
Tylor Ongwae (22), at Troy (1/16/2014)  
Amos Olatayo (30), at Northwestern State (11/21/2013)  
Henry Steele (40), vs. Louisiana College (1/23/1971)  
Glynn Saulters (51), vs. Nicholls State (1/1/1968)  
Tylor Ongwae (10), at UT Arlington (1/9/2014)  
Mike Smith (15), vs. Houston (12/15/1999)  
Trent Mackey (5), vs. North Texas (2/14/2013)  
Tommie Sykes (14-18), vs. Union College (1/4/2011)  
Jayon James (12) / Tylor Ongwae (11), vs. UL-Lafayette (1/4/2014)  
Lance Brasher (17), vs. Middle Tennessee (1/24/2008)  
DeAndre Alexander (20), vs. Lamar (3/2/2005)  
Calvin Natt (25), vs. Miss. State (12/5/1978)  
Calvin Natt (31) vs. Georgia Southern (12/29/1976)  
Jayon James (10), vs. Arkansas State (2/16/2013)  
Larry Saults (19), vs. Mississippi College (1/7/1970)  
Jayon James (6), vs. WKU (3/8/2013)  
Arthur Hayes (10), vs. McNeese State (1983)  
Amos Olatayo (5), vs. UL-Lafayette (1/4/2014)  
Wojciech Mydra (13), vs. UTSA (3/2/2002)  
Nick Coppola (40) & Tylor Ongwae (40), at South Alabama (1/18/2014)

## MISCELLANEOUS STATS 2013-14

### Largest halftime lead

24, vs. Thomas, 46-22

### Largest halftime deficit

21, at No. 3 OSU, 41-20

### Largest halftime lead surrendered in a loss

None (have held three halftime leads)

### Largest halftime deficit overcome in a win

7, at South Alabama, 34-27 (won 64-58)

### Largest lead any time

41, vs. Samford, 84-43, 3:01 left 2H

### Largest deficit any time

40, at No. 3 OSU, 71-31, 58 secs left 2H

### Largest margin of victory

34, vs. Samford, 86-52 (11/18/13)

### Largest margin of defeat

40, at No. 3 OSU, 71-31 (12/27/13)

### Most points scored in a half

46, vs. Thomas, first half

### Fewest points scored in a half

9, vs. Texas State, second half

### Most points allowed in a half

48, vs. LA Tech, first half

### Fewest points allowed in a half

22, vs. Thomas, first half

### Largest Rebounding Advantage

+18, vs. Thomas, 41-23

### Largest Rebounding Disadvantage

-12, at South Alabama, 46-34

### Highest Plus Turnover Differential

+5, vs. Samford, 15-10

### Highest Minus Turnover Differential

-14, at NSU, 29-15

### Most 3FG Made In a Game

10, at UT Arlington (10-23)

### Most 3FG Allowed in a Game

13, at UT Arlington (13-29)



# Warhawks Men's Basketball

## University of Louisiana at Monroe



### 2013-14 ULM MEN'S BASKETBALL

#### ULM Combined Team Statistics (as of Jan 20, 2014)

#### All games

Overall Stats

RECORD:	OVERALL	HOME	AWAY	NEUTRAL
ALL GAMES	6-7	3-2	3-5	0-0
CONFERENCE	3-2	1-1	2-1	0-0
NON-CONFERENCE	3-5	2-1	1-4	0-0

#	Player	gp-gs	min	avg	Total		3-Point		F-Throw		Rebounds				pf	dq	a	to	blk	stl	pts	avg
					fg-fga	fg%	3fg-fga	3fg%	ft-fa	ft%	off	def	tot	avg								
12	Ongwae, Tylor	13-13	367	28.2	73-166	.440	15-42	.357	44-53	.830	22	40	62	4.8	29	2	17	21	13	14	205	15.8
10	Olatayo, Amos	13-11	370	28.5	64-141	.454	19-59	.322	28-48	.583	20	51	71	5.5	21	0	10	31	7	12	175	13.5
01	James, Jayon	13-13	380	29.2	49-92	.533	1-4	.250	31-54	.574	17	66	83	6.4	35	1	54	27	3	16	130	10.0
00	Williams, Marvin	11-10	265	24.1	41-89	.461	1-2	.500	12-21	.571	22	28	50	4.5	33	2	7	21	8	6	95	8.6
33	Grieves, Daniel	11-0	151	13.7	18-49	.367	14-38	.368	2-3	.667	5	12	17	1.5	19	0	4	6	0	3	52	4.7
11	Coppola, Nick	13-13	375	28.8	19-59	.322	6-16	.375	17-28	.607	6	29	35	2.7	22	0	47	30	0	6	61	4.7
04	McCray, RJ	11-1	171	15.5	14-43	.326	3-11	.273	15-20	.750	5	12	17	1.5	12	0	16	10	2	10	46	4.2
02	Harvey, DeMondre	13-2	189	14.5	17-34	.500	0-0	.000	8-14	.571	19	34	53	4.1	27	1	8	10	6	7	42	3.2
15	Koszuta, Kyle	12-0	149	12.4	11-36	.306	7-26	.269	2-5	.400	1	5	6	0.5	10	0	6	6	0	8	31	2.6
34	Carswell II, Leon	1-0	5	5.0	0-0	.000	0-0	.000	2-2	1.000	0	2	2	2.0	1	0	0	2	0	0	2	2.0
13	Amajoyi, Chinedu	9-2	77	8.6	6-14	.429	2-6	.333	4-6	.667	5	7	12	1.3	2	0	2	4	0	1	18	2.0
23	Brown, Millaun	11-0	135	12.3	8-18	.444	0-0	.000	4-11	.364	17	13	30	2.7	21	1	1	9	2	3	20	1.8
20	Sims, Evan	6-0	64	10.7	2-10	.200	0-1	.000	1-4	.250	3	6	9	1.5	14	1	2	5	2	1	5	0.8
35	Ponder, Colten	1-0	2	2.0	0-0	.000	0-0	.000	0-0	.000	0	0	0	0.0	0	0	0	0	0	0	0	0.0
Team											20	17	37				7					
Total.....		13	2700		322-751	.429	68-205	.332	170-269	.632	162	322	484	37.2	246	8	174	189	43	87	882	67.8
Opponents.....		13	2700		327-750	.436	85-266	.320	188-284	.662	151	320	471	36.2	237	-	168	164	65	99	927	71.3

TEAM STATISTICS	ULM	OPP
SCORING	882	927
Points per game	67.8	71.3
Scoring margin	-3.5	-
FIELD GOALS-ATT	322-751	327-750
Field goal pct	.429	.436
3 POINT FG-ATT	68-205	85-266
3-point FG pct	.332	.320
3-pt FG made per game	5.2	6.5
FREE THROWS-ATT	170-269	188-284
Free throw pct	.632	.662
F-Throws made per game	13.1	14.5
REBOUNDS	484	471
Rebounds per game	37.2	36.2
Rebounding margin	+1.0	-
ASSISTS	174	168
Assists per game	13.4	12.9
TURNOVERS	189	164
Turnovers per game	14.5	12.6
Turnover margin	-1.9	-
Assist/turnover ratio	0.9	1.0
STEALS	87	99
Steals per game	6.7	7.6
BLOCKS	43	65
Blocks per game	3.3	5.0
ATTENDANCE	9199	55416
Home games-Avg/Game	5-1840	8-6927
Neutral site-Avg/Game	-	0-0

Date	Opponent	Score	Att.
11/08/13	at Kansas	L 63-80	16300
11/18/13	SAMFORD	W 86-52	1503
11/21/13	at Northwestern State	Wot 84-80	1723
12/09/13	THOMAS	W 84-61	1001
12/14/13	at LSU	L 54-61	7623
12/18/13	at Ole Miss	L 62-75	5754
12/22/13	LOUISIANA TECH	L 61-83	4107
* 01/04/14	ULL	Wo2 103-98	1482
12/27/13	at Ohio State	L 31-71	18534
* 1/9/2014	at UT Arlington	Lot 79-83	1059
* 01/11/14	TEXAS STATE	L 36-61	1106
* 01/16/14	at Troy	W 75-64	2038
* 01/18/14	at South Alabama	W 64-58	2385

\* - Conference game



**SUN BELT™**  
CONFERENCE

Score by Periods	1st	2nd	OT	OT2	Totals
ULM	416	419	29	18	882
Opponents	452	433	29	13	927





# Warhawks Men's Basketball

University of Louisiana at Monroe



## 2013-14 ULM MEN'S BASKETBALL ULM Combined Team Statistics (as of Jan 20, 2014) Conference games

Conference Only

RECORD:	OVERALL	HOME	AWAY	NEUTRAL
ALL GAMES	3-2	1-1	2-1	0-0
CONFERENCE	3-2	1-1	2-1	0-0
NON-CONFERENCE	0-0	0-0	0-0	0-0

#	Player	gp-gs	min	avg	Total		3-Point		F-Throw		Rebounds											
					fg-fga	fg%	3fg-fga	3fg%	ft-fa	ft%	off	def	tot	avg	pf	dq	a	to	blk	stl	pts	avg
12	Ongwae,Tylor	5-5	179	35.8	39-89	.438	9-25	.360	18-21	.857	9	19	28	5.6	12	1	6	9	5	5	105	21.0
10	Olatayo,Amos	5-3	153	30.6	20-53	.377	8-30	.267	14-24	.583	6	21	27	5.4	5	0	4	13	5	4	62	12.4
01	James,Jayon	5-5	152	30.4	23-35	.657	1-2	.500	5-17	.294	5	25	30	6.0	15	1	25	9	0	6	52	10.4
00	Williams,Marvin	3-3	78	26.0	9-24	.375	0-0	.000	4-5	.800	9	7	16	5.3	9	0	3	4	3	2	22	7.3
33	Grieves,Daniel	3-0	44	14.7	6-16	.375	5-13	.385	2-2	1.000	3	3	6	2.0	5	0	0	0	0	1	19	6.3
11	Coppola,Nick	5-5	162	32.4	9-23	.391	4-6	.667	9-16	.563	3	11	14	2.8	11	0	14	8	0	3	31	6.2
04	McCray,RJ	3-0	60	20.0	4-15	.267	1-6	.167	5-8	.625	2	2	4	1.3	7	0	4	2	1	3	14	4.7
02	Harvey,DeMondre	5-2	83	16.6	9-16	.563	0-0	.000	2-3	.667	8	8	16	3.2	13	1	3	2	4	0	20	4.0
23	Brown,Millaun	3-0	50	16.7	4-7	.571	0-0	.000	1-7	.143	9	3	12	4.0	5	0	1	2	1	1	9	3.0
15	Koszuta,Kyle	4-0	42	10.5	3-9	.333	3-7	.429	2-5	.400	0	2	2	0.5	3	0	3	1	0	2	11	2.8
13	Amajoyi,Chinedu	3-2	46	15.3	3-7	.429	2-4	.500	0-0	.000	2	3	5	1.7	1	0	2	1	0	0	8	2.7
20	Sims,Evan	2-0	26	13.0	2-2	1.000	0-0	.000	0-0	.000	1	2	3	1.5	6	1	1	0	1	1	4	2.0
	Team										8	7	15					2				
	Total.....	5	1075		131-296	.443	33-93	.355	62-108	.574	65	113	178	35.6	92	4	66	53	20	28	357	71.4
	Opponents.....	5	1075		126-288	.438	38-112	.339	74-111	.667	68	125	193	38.6	94	-	61	58	20	26	364	72.8

TEAM STATISTICS	ULM	OPP
SCORING	357	364
Points per game	71.4	72.8
Scoring margin	-1.4	-
FIELD GOALS-ATT	131-296	126-288
Field goal pct	.443	.438
3 POINT FG-ATT	33-93	38-112
3-point FG pct	.355	.339
3-pt FG made per game	6.6	7.6
FREE THROWS-ATT	62-108	74-111
Free throw pct	.574	.667
F-Throws made per game	12.4	14.8
REBOUNDS	178	193
Rebounds per game	35.6	38.6
Rebounding margin	-3.0	-
ASSISTS	66	61
Assists per game	13.2	12.2
TURNOVERS	53	58
Turnovers per game	10.6	11.6
Turnover margin	+1.0	-
Assist/turnover ratio	1.2	1.1
STEALS	28	26
Steals per game	5.6	5.2
BLOCKS	20	20
Blocks per game	4.0	4.0
ATTENDANCE	2588	5482
Home games-Avg/Game	2-1294	3-1827
Neutral site-Avg/Game	-	0-0

Score by Periods	1st	2nd	OT	OT2	Totals
ULM	156	164	19	18	357
Opponents	169	159	23	13	364

Date	Opponent		Score	Att.
* 01/04/14	ULL	Wo2	103-98	1482
* 1/9/2014	at UT Arlington	Lot	79-83	1059
* 01/11/14	TEXAS STATE	L	36-61	1106
* 01/16/14	at Troy	W	75-64	2038
* 01/18/14	at South Alabama	W	64-58	2385

\* - Conference game

### Number of ULM Double-Figure Scorers by Game

**Five Double-Figure Scorers (1)**  
vs. ULL  
(Ongwae/Olatayo/James/Williams/McCray)

**Four Double-Figure Scorers (5)**  
vs. Samford (Olatayo/James/Ongwae/  
Grieves)  
at NSU (Olatayo/James/Williams/Ongwae)  
vs. Thomas (Ongwae/Harvey/Williams/  
James)

at Troy (Ongwae/James/Coppola/Olatayo)  
at USA (Ongwae/Olatayo/Coppola/Grieves)

**Three Double-Figure Scorers (4)**  
at No. 5 Kansas (Williams/Olatayo/Coppola)  
at LSU (Williams/Olatayo/Ongwae)  
vs. LA Tech (Ongwae/James/Olatayo)  
at UTA (Ongwae/Olatayo/James)

**Two Double-Figure Scorers (1)**  
at Ole Miss (Olatayo/Ongwae)

**One Double-Figure Scorer (1)**  
vs. Texas State (Ongwae)

**Zero Double-Figure Scorers (1)**  
at No. 3 Ohio State



Junior | Center | 6-8 | 245  
Memphis, Tenn. | NW Florida State College

	Season-High	Career-High
Pts	19, at KU (11/8/13)	19, at KU (11/8/13)
FG	8, at KU (11/8/13)	8, at KU (11/8/13)
3FG	1, vs. SAM (11/18/13)	1, vs. SAM (11/18/13)
FT	4, two times	4, two times
Ast	2, two times	2, two times
Reb	10, at NSU (11/21/13)	10, at NSU (11/21/13)
Blocks	3, vs. Thom (12/9/13)	3, vs. Thom (12/9/13)
Steals	1, five times	1, five times
Min	33, at NSU (11/21/13)	33, at NSU (11/21/13)

Opponent	Date	GS	Min	FG-FGA/Pct.	3FG-FGA	FT-FTA/PCT	O-D-T	PF-FO	A	TO	Blk	Stl	Pts/Avg
Kansas	11/8/13	*	24	8-13/.615	0-0	3-5/.600	2-4-6	5-1	0	2	0	0	19/19.0
Samford	11/18/13	*	21	2-6/.333	1-1	0-0/.000	0-3-3	3-0	1	1	1	0	5/12.0
NSU	11/21/13	*	33	6-12/.500	0-0	1-4/.250	2-8-10	5-1	1	1	1	0	13/12.3
Thomas	12/9/13	*	22	4-6/.667	0-0	4-6/.667	1-3-4	2-0	0	2	3	1	12/12.3
LSU	12/14/13	*	28	7-10/.700	0-0	0-1/.000	3-0-3	3-0	0	5	0	1	14/12.6
Ole Miss	12/18/13	*	25	1-8/.125	0-0	0-0/.000	2-0-2	3-0	2	3	0	1	2/10.8
La. Tech	12/22/13		24	3-7/.429	0-0	0-0/.000	2-2-4	0-0	0	3	0	1	6/10.1
OSU	12/27/13	*	10	1-3/.333	0-1	0-0/.000	1-1-2	3-0	0	0	0	0	2/9.1
ULL	1/4/14	*	29	6-14/.429	0-0	4-5/.800	4-1-5	4-0	1	0	2	1	16/9.9
UTA	1/9/14	*	31	3-5/.600	0-0	0-0/.000	3-5-8	3-0	2	3	1	1	8/9.5
TX ST	1/11/14	*	18	0-5/.000	0-0	0-0/.000	2-1-3	2-0	0	1	0	0	0/8.6
Troy	1/16/14					DNP							
USA	1/18/14					DNP							
WKU													
GSU													
ASU													
ULL													
TX ST													
UTA													
UALR													
GSU													
WKU													
USA													
Troy													
ASU													
UALR													
Totals		10	265	41-89/.461	1-2/.500	12-21/.571	22-28-.50	33-2	7	21	8	9	97/8.6



## 2 DeMondre Harvey

Sophomore | Forward | 6-7 | 210  
Minden, La. | Pearl River CC

	Season-High	Career-High
Pts	11, vs. Thom (12/9/13)	11, vs. Thom (12/9/13)
FG	4, vs. Thom (12/9/13)	4, vs. Thom (12/9/13)
3FG	N/A	N/A
FT	3, vs. Thom (12/9/13)	3, vs. Thom (12/9/13)
Ast	2, vs. LA Tech (12/22/13)	2, vs. LA Tech (12/22/13)
Reb	8, at Miss (12/18/13)	8, at Miss (12/18/13)
Blocks	2, two times	2, two times
Steals	2, vs. LA Tech (12/22/13)	2, vs. LA Tech (12/22/13)
Min	24, at Troy (1/16/14)	24, at Troy (1/16/14)

Opponent	Date	GS	Min	FG-FGA/Pct.	3FG-FGA	FT-FTA/PCT	O-D-T	PF-FO	A	T	Blk	Stl	Pts/Avg
Kansas	11/8/13		9	0-0/0.000	0-0	0-0/0.000	0-2-2	2-0	0	1	0	1	0/0.0
Samford	11/18/13		13	1-2/500	0-0	0-0/0.000	0-5-5	2-0	1	0	1	1	2/1.0
NSU	11/21/13		9	0-0/0.000	0-0	1-2/500	1-4-5	2-0	1	1	0	0	1/1.0
Thomas	12/9/13		15	4-5/800	0-0	3-5/600	2-4-6	2-0	1	2	1	1	11/3.5
LSU	12/14/13		10	1-1/1.000	0-0	1-2/500	0-2-2	0-0	0	0	0	1	3/3.4
Ole Miss	12/18/13		14	1-3/333	0-0	0-0/0.000	3-5-8	3-0	0	1	0	1	2/3.2
La. Tech	12/22/13		17	0-1/0.000	0-0	1-2/500	1-2-3	1-0	2	0	0	2	1/2.9
OSU	12/27/13		19	1-6/167	0-0	0-0/0.000	4-2-6	2-0	0	1	0	0	2/2.8
ULL	1/4/14		9	1-2/500	0-0	0-1/0.000	1-2-3	2-0	0	1	0	0	2/2.7
UTA	1/9/14		11	1-1/1.000	0-0	0-0/0.000	1-0-1	1-0	0	0	0	0	2/2.6
TX ST	1/11/14		18	2-5/400	0-0	0-0/0.000	1-2-3	1-0	0	0	0	0	4/2.7
Troy	1/16/14	*	24	2-5/400	0-0	0-0/0.000	1-1-2	4-0	2	0	2	0	4/2.8
USA	1/18/14	*	21	3-3/1.000	0-0	2-2/1.000	4-3-7	5-1	1	1	2	0	8/3.2
WKU													
GSU													
ASU													
ULL													
TX ST													
UTA													
UALR													
GSU													
WKU													
USA													
Troy													
ASU													
UALR													
Totals		2	189	17-34/500	0-0	8-14/571	19-34-53	27-1	8	10	6	7	42/3.2

Totals	2	189	17-34/.500	0-0	8-14/.571	19-34-.53	27-1	8	10	6	7	42/3.2
--------	---	-----	------------	-----	-----------	-----------	------	---	----	---	---	--------



**1 Jayon James**

Senior | Forward | 6-6 | 225  
Paterson, N.J. | Lamar State-Port Arthur

	Season-High	Career-High
Pts	17, at NSU (11/21/13)	26, vs. FAU (12/29/13)
FG	7, at UTA (1/9/14)	12, vs. FAU (12/29/13)
3FG	1, vs. TXST (1/11/14)	3, at UALR (12/1/12)
FT	9, at NSU (11/21/13)	9, at NSU (11/21/13)
Ast	9, at UTA (1/9/14)	15, at FAU (2/2/13)
Reb	12, vs. ULL (1/4/14)	12, three times
Blocks	1, three times	3, vs. ULL (3/2/13)
Steals	3, at Miss (12/13/13)	6, vs. WKU (3/8/13)
Min	38, vs. ULL (1/4/14)	42, vs. Troy (1/26/13)

Opponent	Date	GS	Min	FG-FGA/Pct.	3FG-FGA	FT-FTA/PCT	O-D-T	PF-FO	A	TO	Blk	Stl	Pts/Avg	
Kansas	11/8/13	*	33	2-8/.250	0-0	1-3/.333	0-4-4	4-0	4	0	0	1	5/5.0	
Samford	11/18/13	*	26	6-8/.750	0-1	2-2/1.000	1-8-9	2-0	4	2	1	2	14/9.5	
NSU	11/21/13	*	37	4-7/.571	0-0	9-11/.818	1-6-7	2-0	6	5	0	2	17/12.0	
Thomas	12/9/13	*	25	4-6/.667	0-0	2-4/.500	1-5-6	2-0	2	5	1	0	10/11.5	
LSU	12/14/13	*	30	0-6/.000	0-0	2-2/1.000	2-5-7	2-0	3	0	1	1	2/9.6	
Ole Miss	12/18/13	*	26	4-11/.364	0-0	1-3/.333	5-6-11	4-0	5	1	0	3	9/9.5	
La. Tech	12/22/13	*	34	4-5/.800	0-0	6-9/.667	2-6-8	3-0	4	4	0	1	14/10.1	
OSU	12/27/13	*	17	2-6/.333	0-1	3-3/1.000	0-1-1	1-0	1	1	0	0	7/9.8	
ULL	1/4/14	*	38	6-7/.857	0-0	4-6/.667	2-10-12	5-1	5	3	0	2	16/10.4	
UTA	1/9/14	*	34	7-10/.700	0-0	0-3/.000	3-5-8	4-0	9	3	0	1	14/10.8	
TX ST	1/11/14	*	26	4-8/.500	1-2	0-6/.000	0-2-2	0-0	1	1	0	2	9/10.6	
Troy	1/16/14	*	37	6-8/.750	0-0	1-2/.500	0-4-4	3-0	5	2	0	1	13/10.8	
USA	1/18/14	*	17	0-2/.000	0-0	0-0/.000	0-4-4	3-0	5	0	0	0	0/10.0	
WKU														
GSU														
ASU														
ULL														
TX ST														
UTA														
UALR														
GSU														
WKU														
USA														
Troy														
ASU														
WKU														
TOTALS			13	380	49-92/.533	1-4	31-54/.574	17-66-.83	35-1	54	27	3	16	130/10.0



### 3 *Marcelis Hansberry*

Senior | Guard | 6-0 | 185  
Jackson, Miss. | Provine HS

	Season-High	Career-High
Pts	N/A	22, at UALR (2/4/12)
FG	N/A	7, at USA (1/17/13)
3FG	N/A	3, at UALR (2/4/12)
FT	N/A	5, at NT (2/16/12)
Ast	N/A	9, at USA (2/11/12)
Reb	N/A	9, at NT (2/16/12)
Blocks	N/A	1, two times
Steals	N/A	4, at USA (1/17/13)
Min	N/A	37, at FAU (1/31/13)

Opponent	Date	GS	Min	FG-FGA/Pct.	3FG-FGA	FT-FTA/PCT	O-D-T	PF-FO	A	TO	Blk	Stl	Pts/Avg
Kansas	11/8/13					DNP							
Samford	11/18/13					DNP							
NSU	11/21/13					DNP							
Thomas	12/9/13					DNP							
LSU	12/14/13					DNP							
Ole Miss	12/18/13					DNP							
La. Tech	12/22/13					DNP							
OSU	12/27/13					DNP							
ULL	1/4/14					DNP							
UTA	1/9/14					DNP							
TX ST	1/11/14					DNP							
Troy	1/16/14					DNP							
USA	1/18/14					DNP							
WKU													
GSU													
ASU													
ULL													
TX ST													
UTA													
UALR													
GSU													
WKU													
USA													
Troy													
ASU													
UALR													
<b>Totals</b>						<b>ACL Injury</b>							

<b>Totals</b>	<b>ACL Injury</b>
---------------	-------------------



## 4 R.J. McCray

Senior | Guard | 6-2 | 190

Arlington, Texas | Grace Prep Academy

	Season-High	Career-High
Pts	11, vs. ULL (1/4/14)	17, at SLU (12/10/12)
FG	3, two times	5, at NT (1/5/13)
3FG	1, three times	3, vs. Troy (1/26/13)
FT	5, vs. ULL (1/4/14)	6, vs. Southern (12/13/12)
Ast	5, at LSU (12/14/13)	7, vs. UALR (2/7/13)
Reb	5, at LSU (12/14/13)	5, at LSU (12/14/13)
Blocks	1, two times	2, at Tennessee (11/16/11)
Steals	2, three times	4, vs. WKU (12/29/11)
Min	24, at UTA (1/9/14)	42, at SLU (12/10/12)

Opponent	Date	GS	Min	FG-FGA/Pct.	3FG-FGA	FT-FTA/PCT	O-D-T	PF-FO	A	TO	Blk	Stl	Pts/Avg
Kansas	11/8/13	9	1-2/500	0-0	3-4/.750	0-0-0	1-0	0	0	0	0	0	5/5.0
Samford	11/18/13	14	1-4/250	0-2	3-3/1.000	0-1-1	0-0	2	0	0	2	0	5/5.0
NSU	11/21/13	11	1-3/333	0-1	1-2/500	0-0-0	0-0	0	1	0	0	0	3/4.3
Thomas	12/9/13	18	2-3/667	0-0	0-0/000	0-1-1	0-0	4	2	0	1	0	4/4.3
LSU	12/14/13	11	0-1/000	0-0	2-2/1.000	2-3-5	2-0	5	1	0	2	0	2/3.8
Ole Miss	12/18/13	9	1-3/333	0-0	1-1/1.000	0-1-1	1-0	1	1	1	0	0	3/3.7
La. Tech	12/22/13	*	18	3-7/429	1-1	0-0/000	0-2-2	1-0	0	2	0	1	7/4.1
OSU	12/27/13	21	1-5/200	1-1	0-0/000	1-2-3	0-0	0	1	0	1	0	3/4.0
ULL	1/4/14	23	3-8/375	0-2	5-8/625	0-0-0	0-0	1	0	0	1	0	11/4.8
UTA	1/9/14	24	1-5/200	1-2	0-0/000	2-2-4	4-0	3	1	1	2	0	3/4.6
TX ST	1/11/14	13	0-2/000	0-2	0-0/000	0-0-0	3-0	0	1	0	0	0	0/4.2
Troy	1/16/14				DNP								
USA	1/18/14				DNP								
WKU													
GSU													
ASU													
ULL													
TX ST													
UTA													
UALR													
GSU													
WKU													
USA													
Troy													
ASU													
UALR													
<b>Totals</b>		<b>1</b>	<b>171</b>	<b>14-43/326</b>	<b>3-11/273</b>	<b>15-20/750</b>	<b>5-12-17</b>	<b>12-0</b>	<b>16</b>	<b>10</b>	<b>2</b>	<b>10</b>	<b>49/4.2</b>



## 11 Nick Coppola

Freshman | Guard | 5-11 | 195

Richmond, Va. | Benedictine Prep

	Season-High	Career-High
Pts	10, three times	10, three times
FG	3, three times	3, three times
3FG	2, at Troy (1/16/14)	2, at Troy (1/16/14)
FT	5, at KU (11/8/13)	5, at KU (11/8/13)
Ast	8, at NSU (11/21/13)	8, at NSU (11/21/13)
Reb	5, at Miss (12/18/13)	5, at Miss (12/18/13)
Blocks	N/A	N/A
Steals	2, two times	2, two times
Min	40, two times	40, two times

Opponent	Date	GS	Min	FG-FGA/Pct.	3FG-FGA	FT-FTA/PCT	O-D-T	PF-FO	A	TO	Blk	Stl	Pts/Avg
Kansas	11/8/13	*	31	2-5/400	1-3	5-7/714	0-3-3	0-0	2	2	0	0	10/10.0
Samford	11/18/13	*	26	2-5/400	0-1	1-3/333	0-3-3	2-0	6	0	0	0	5/7.5
NSU	11/21/13	*	34	1-5/200	0-1	0-0/000	0-2-2	3-0	8	7	0	2	2/5.7
Thomas	12/9/13	*	22	2-3/667	1-1	2-2/1.000	0-3-3	0-0	3	5	0	0	7/6.0
LSU	12/14/13	*	29	0-3/000	0-1	0-0/000	0-2-2	2-0	4	2	0	0	0/4.8
Ole Miss	12/18/13	*	31	3-6/500	0-1	0-0/000	2-3-5	3-0	5	3	0	0	6/5.0
La. Tech	12/22/13	*	28	0-7/000	0-1	0-0/000	1-1-2	0-0	4	2	0	0	0/4.3
OSU	12/27/13	*	12	0-2/000	0-0	0-0/000	0-1-1	1-0	1	1	0	0	0/4.0
ULL	1/4/14	*	29	0-2/000	0-1	4-7/571	1-3-4	4-0	2	1	0	0	0/3.8
UTA	1/9/14	*	26	2-3/667	0-1	0-0/000	0-1-1	3-0	4	3	0	1	4/3.8
TX ST	1/11/14	*	27	1-4/250	1-1	0-2/000	1-2-3	0-0	2	1	0	2	3/3.7
Troy	1/16/14	*	40	3-7/429	2-2	2-2/1.000	1-2-3	1-0	3	2	0	1	10/4.3
USA	1/18/14	*	40	3-7/429	1-2	3-5/600	0-3-3	3-0	3	1	0	0	10/4.7
WKU													
GSU													
ASU													
ULL													
TX ST													
UTA													
UALR													
GSU													
WKU													
USA													
Troy													
ASU													
UALR													
<b>Totals</b>		<b>13</b>	<b>375</b>	<b>19-59/322</b>	<b>6-16/375</b>	<b>17-28/607</b>	<b>6-29-35</b>	<b>22-0</b>	<b>47</b>	<b>30</b>	<b>0</b>	<b>6</b>	<b>61/4.7</b>



## 10 Amos Olatayo

Senior | Guard | 6-4 | 200

Houston, Texas | Navarro College

	Season-High	Career-High
Pts	30, at NSU (11/21/13)	30, (previous) at FIU (2/2/13)
FG	11, at NSU (11/21/13)	12, at FIU (2/2/13)
3FG	4, at UTA (1/9/14)	4, at UTA (1/9/14)
FT	6, at NSU (11/21/13)	9, vs. ULL (3/2/13)
Ast	3, vs. THOM (12/9/13)	4, vs. ULL (3/2/13)
Reb	9, at NSU (11/21/13)	11, at ASU (1/19/13)
Blocks	5, vs. ULL (1/4/14)	5, vs. ULL (1/4/14)
Steals	2, three times	4, vs. ULL (3/2/13)
Min	45, vs. ULL (1/4/14)	45, vs. ULL (1/4/14)

Opponent	Date	GS	Min	FG-FGA/Pct.	3FG-FGA	FT-FTA/PCT	O-D-T	PF-FO	A	TO	Blk	Stl	Pts/Avg
Kansas	11/8/13	*	33	5-10/500	0-2	1-2/500	1-2-3	3-0	2	4	0	1	11/11.0
Samford	11/18/13	*	25	10-13/769	2-4	0-0/000	2-2-4	1-0	0	2	1	1	22/16.5
NSU	11/21/13	*	37	11-13/846	1-2	6-10/600	2-7-9	4-0	0	6	0	2	30/21.0
Thomas	12/9/13	*	29	2-6/333	1-4	2-2/1.000	1-4-5	1-0	3	1	0	0	7/17.5
LSU	12/14/13	*	28	4-13/308	0-4	3-4/750	1-7-8	2-0	0	1	1	1	11/16.2
Ole Miss	12/18/13	*	26	7-16/438	2-5	1-4/250	4-2-6	0-0	1	2	0	1	17/16.3
La. Tech	12/22/13	*	28	4-13/308	3-6	0-0/000	3-4-7	4-0	0	2	0	2	11/15.6
OSU	12/27/13	*	17	1-4/250	1-2	1-2/500	0-2-2	1-0	0	0	0	0	4/14.1
ULL	1/4/14	*	45	6-18/333	2-9	2-4/500	3-3-6	1-0	2	4	5	1	16/14.3
UTA	1/9/14	*	34	7-14/500	4-9	2-2/1.000	1-7-8	1-0	0	2	0	1	20/14.9
TX ST	1/11/14	*	25	1-10/100	0-6	2-3/667	2-3-5	1-0	0	4	0	0	4/13.9
Troy	1/16/14	*	26	2-4/500	2-3	4-6/667	0-4-4	0-0	2	1	0	0	10/13.6
USA	1/18/14	*	23	4-7/571	0-3	4-9/444	0-4-4	2-0	0	2	0	2	12/13.5
WKU													
GSU													
ASU													
ULL													
TX ST													
UTA													
UALR													
GSU													
WKU													
USA													
Troy													
ASU													
UALR													
<b>Totals</b>		<b>11</b>	<b>370</b>	<b>64-141/454</b>	<b>19-59/322</b>	<b>28-48/583</b>	<b>20-51-71</b>	<b>21-0</b>	<b>10</b>	<b>31</b>	<b>7</b>	<b>12</b>	<b>175/13.5</b>



## 12 Tylor Ongwae

Junior | Forward | 6-7 | 205

Eldoret, Kenya | Ranger College

	Season-High	Career-High
Pts	27, vs. ULL (1/4/14)	27, vs. ULL (1/4/14)
FG	11, vs. ULL (1/4/14)	11, vs. ULL (1/4/14)
3FG	4, at UTA (1/9/14)	4, at UTA (1/9/14)
FT	9, vs. Thom (12/9/13)	9, vs. Thom (12/9/13)
Ast	4, vs. Thom (12/9/13)	4, vs. Thom (12/9/13)
Reb	11, vs. ULL (1/4/14)	11, vs. ULL (1/4/14)
Blocks	3, vs. ULL (1/4/14)	3, vs. ULL (1/4/14)
Steals	4, vs. Thom (12/9/13)	4, vs. Thom (12/9/13)
Min	46, vs. ULL (1/4/14)	46, vs. ULL (1/4/14)

Opponent	Date	GS	Min	FG-FGA/Pct.	3FG-FGA	FT-FTA/PCT	O-D-T	PF-FO	A	TO	Blk	Stl	Pts/Avg
Kansas	11/8/13	*	15	1-4/250	0-2	2-2/1.000	1-1-2	5-1	3	1	0	1	4/4.0
Samford	11/18/13	*	25	5-11/455	0-1	4-5/800	3-2-5	0-0	3	1	1	2	14/9.0
NSU	11/21/13	*	29	3-6/500	1-1	4-6/667	0-5-5	4-0	1	5	2	0	11/9.7
Thomas	12/9/13	*	28	6-11/545	1-3	9-10/900	3-4-7	0-0	4	0	1	4	22/12.8
LSU	12/14/13	*	26	4-10/400	0-0	4-4/1,000	1-2-3	2-0	0	1	0	2	12/12.6
Ole Miss	12/18/13	*	21	4-9/444	2-4	2-2/1,000	0-2-2	2-0	0	2	2	0	12/12.5
La. Tech	12/22/13	*	35	9-19/474	1-4	1-3/333	2-3-5	3-0	0	2	2	0	20/13.6
OSU	12/27/13	*	13	2-7/286	1-2	0-0/0,000	3-2-5	1-0	0	0	0	0	5/12.5
ULL	1/4/14	*	46	11-21/524	1-7	4-4/1,000	4-7-11	4-0	2	3	3	1	27/14.1
UTA	1/9/14	*	39	10-22/455	4-8	1-3/333	0-5-5	2-0	1	1	2	1	25/15.2
TX ST	1/11/14	*	29	5-11/455	2-5	0-0/0,000	1-2-3	1-0	1	1	0	0	12/14.9
Troy	1/16/14	*	25	7-15/467	1-2	7-7/1,000	3-2-5	5-1	0	2	0	0	22/15.5
USA	1/18/14	*	40	6-20/300	1-3	6-7/857	1-3-4	0-0	2	2	0	3	19/15.8
WKU													
Gsu													
ASU													
ULL													
TX ST													
UTA													
UALR													
Gsu													
WKU													
USA													
Troy													
ASU													
UALR													
Totals		13	367	73-166/440	15-42/357	44-53/830	22-40-62	29-2	17	21	13	14	205/15.8



	Season-High	Career-High
Pts	6, vs. SAM (11/18/13)	6, vs. SAM (11/18/13)
FG	2, two times	2, two times
3FG	1, two times	1, two times
FT	2, two times	2, two times
Ast	2, at Troy (1/16/14)	2, at Troy (1/16/14)
Reb	5, at OSU (12/27/13)	5, at OSU (12/27/13)
Blocks	N/A	N/A
Steals	1, at OSU (12/27/13)	1, at OSU (12/27/13)
Min	29, at Troy (1/16/14)	29, at Troy (1/16/14)



## 20 Evan Sims

Junior | Forward | 6-8 | 235

Houston, Texas | Lamar State-Port Arthur

	Season-High	Career-High
Pts	2, two times	2, two times
FG	1, two times	1, two times
3FG	N/A	N/A
FT	1, at KU (11/8/13)	1, at KU (11/8/13)
Ast	1, two times	1, two times
Reb	3, at KU (11/8/13)	3, at KU (11/8/13)
Blocks	1, two times	1, two times
Steals	1, at Troy (1/16/14)	1, at Troy (1/16/14)
Min	18, at USA (1/18/14)	18, at USA (1/18/14)

A portrait of a young man with short brown hair and a light beard, smiling. He is wearing a maroon basketball jersey with "ULM" and a logo on the front. The background is dark and out of focus.

**15 Kyle Koszuta**

	Season-High	Career-High
Pts	7, vs. Thomas (12/9/13)	15, vs. WKU (3/8/13)
FG	3, vs. Thomas (12/9/13)	5, vs. WKU (3/8/13)
3FG	2, two times	4, vs. WKU (3/8/13)
FT	2, vs. TXST (1/11/14)	4, vs. ASU (2/16/13)
Ast	2, vs. TXST (1/11/14)	6, vs. FAU (12/29/12)
Reb	2, at Miss (12/18/13)	3, vs. WKU (3/8/13)
Blocks	N/A	N/A
Steals	2, two times	4, vs. FAU (12/29/12)
Min	21, two times	36, vs. WKU (3/8/13)



## 22 Lance Richard

Freshman | Guard | 5-10 | 170

Monroe, La. | Sterlington HS

	Season-High	Career-High
Pts	N/A	N/A
FG	N/A	N/A
3FG	N/A	N/A
FT	N/A	N/A
Asst	N/A	N/A
Reb	N/A	N/A
Blocks	N/A	N/A
Steals	N/A	N/A
Min	N/A	N/A

Opponent	Date	GS	Min	FG-FGA/Pct.	3FG-FGA	FT-FTA/PCT	O-D-T	PF-FO	A	TO	Blk	Stl	Pts/Avg
Kansas	11/8/13					DNP							
Samford	11/18/13					DNP							
NSU	11/21/13					DNP							
Thomas	12/9/13					DNP							
LSU	12/14/13					DNP							
Ole Miss	12/18/13					DNP							
La. Tech	12/22/13					DNP							
OSU	12/27/13					DNP							
ULL	1/4/14					DNP							
UTA	1/9/14					DNP							
TX ST	1/11/14					DNP							
Troy	1/16/14					DNP							
USA	1/18/14					DNP							
WKU													
GSU													
ASU													
ULL													
TX ST													
UTA													
UALR													
GSU													
WKU													
USA													
Troy													
ASU													
UALR													
<b>Totals</b>						<b>Redshirting</b>							





## 23 Millann Brown

Senior | Forward | 6-7 | 230  
Gunnison, Miss. | East Mississippi CC

	Season-High	Career-High
Pts	5, vs. ULL (1/4/14)	21, vs. NT (2/14/13)
FG	2, vs. ULL (1/4/14)	9, vs. NT (2/14/13)
3FG	N/A	N/A
FT	2, at KU (11/8/13)	3, at NT (2/14/13)
Asst	1, vs. TXST (1/11/14)	4, vs. WKU (3/8/13)
Reb	8, vs. ULL (1/4/14)	12, vs. WKU (2/21/13)
Blocks	1, two times	2, at FIU (2/2/13)
Steals	1, three times	3, vs. LTU (11/24/12)
Min	18, two times	36, at ASU (1/19/13)

Opponent	Date	GS	Min	FG-FGA/Pct.	3FG-FGA	FT-FTA/PCT	O-D-T	PF-FO	A	TO	Blk	Stl	Pts/Avg
Kansas	11/8/13		4	0-1/.000	0-0	2-2/1.000	0-0-0	2-0	0	0	0	0	2/2.0
Samford	11/18/13		12	0-3/.000	0-0	0-0/0.000	3-1-4	3-0	0	1	0	0	0/1.0
NSU	11/21/13		12	1-1/1.000	0-0	0-0/0.000	1-2-3	1-0	0	1	0	0	2/1.3
Thomas	12/9/13		14	0-1/.000	0-0	1-2/.500	2-3-5	3-0	0	1	0	1	1/1.3
LSU	12/14/13		12	1-2/.500	0-0	0-0/0.000	0-1-1	2-0	0	0	1	0	2/1.4
Ole Miss	12/18/13		15	1-1/1.000	0-0	0-0/0.000	1-2-3	0-0	0	2	0	1	3/1.5
La. Tech	12/22/13		3	0-0/.000	0-0	0-0/0.000	0-0-0	0-0	0	0	0	0	0/1.3
OSU	12/27/13		13	1-2/.500	0-0	0-0/0.000	1-1-2	5-1	0	2	0	0	2/1.4
ULL	1/4/14		18	2-4/.500	0-0	1-6/.167	5-3-8	3-0	0	1	1	0	5/1.8
UTA	1/9/14		14	1-1/1.000	0-0	0-1/.000	0-0-0	0-0	0	0	0	1	2/1.8
TX ST	1/11/14		18	1-2/.500	0-0	0-0/0.000	4-0-4	2-0	1	1	0	0	2/1.8
Troy	1/16/14					DNP							
USA	1/18/14					DNP							
WKU													
GSU													
ASU													
ULL													
TX ST													
UTA													
UALR													
GSU													
WKU													
USA													
Troy													
ASU													
UALR													
<b>Totals</b>			<b>135</b>	<b>8-18/.444</b>	<b>0-0</b>	<b>4-11/.364</b>	<b>17-13-30</b>	<b>21-1</b>	<b>1</b>	<b>9</b>	<b>2</b>	<b>3</b>	<b>20/1.8</b>



## 34 Leon Carswell JJ

Junior | Forward | 6-3 | 225  
Bossier City, La. | Hannibal-LaGrange Univ.

	Season-High	Career-High
Pts	2, at OSU (12/27/13)	2, at OSU (12/27/13)
FG	N/A	N/A
3FG	N/A	N/A
FT	2, at OSU (12/27/13)	2, at OSU (12/27/13)
Asst	N/A	N/A
Reb	2, at OSU (12/27/13)	2, at OSU (12/27/13)
Blocks	N/A	N/A
Steals	N/A	N/A
Min	5, at OSU (12/27/13)	5, at OSU (12/27/13)

Opponent	Date	GS	Min	FG-FGA/Pct.	3FG-FGA	FT-FTA/PCT	O-D-T	PF-FO	A	TO	Blk	Stl	Pts/Avg
Kansas	11/8/13					DNP							
Samford	11/18/13					DNP							
NSU	11/21/13					DNP							
Thomas	12/9/13					DNP							
LSU	12/14/13					DNP							
Ole Miss	12/18/13					DNP							
La. Tech	12/22/13					DNP							
OSU	12/27/13		5	0-0/.000	0-0	2-2/1.000	0-2-2	1-0	0	2	0	0	2/2.0
ULL	1/4/14					DNP							
UTA	1/9/14					DNP							
TX ST	1/11/14					DNP							
Troy	1/16/14					DNP							
USA	1/18/14					DNP							
WKU													
GSU													
ASU													
ULL													
TX ST													
UTA													
UALR													
GSU													
WKU													
USA													
Troy													
ASU													
UALR													
<b>Totals</b>			<b>4</b>	<b>0-0/.000</b>	<b>0-0</b>	<b>2-2/1.000</b>	<b>0-2-2</b>	<b>1-0</b>	<b>0</b>	<b>2</b>	<b>0</b>	<b>0</b>	<b>2/2.0</b>



## 33 Daniel Grieves

Sophomore | Guard | 6-6 | 210  
Bay St. Louis, Miss. | Pearl River CC

	Season-High	Career-High
Pts	13, vs. SAM (11/18/13)	13, vs. SAM (11/18/13)
FG	5, vs. SAM (11/18/13)	5, vs. SAM (11/18/13)
3FG	3, two times	3, two times
FT	2, at USA (1/18/14)	2, at USA (1/18/14)
Asst	1, four times	1, four times
Reb	4, at USA (1/18/14)	4, at USA (1/18/14)
Blocks	N/A	N/A
Steals	1, three times	1, two times
Min	24, at USA (1/18/14)	24, at USA (1/18/14)

Opponent	Date	GS	Min	FG-FGA/Pct.	3FG-FGA	FT-FTA/PCT	O-D-T	PF-FO	A	TO	Blk	Stl	Pts/Avg
Kansas	11/8/13		6	2-2/1.000	2-2	0-0/.000	0-1-1	2-0	0	1	0	0	6/6.0
Samford	11/18/13		16	5-7/.714	3-5	0-1/.000	1-2-3	1-0	1	1	0	1	13/9.5
NSU	11/21/13		11	0-3/.000	0-3	0-0/0.000	0-2-2	1-0	0	2	0	1	0/6.3
Thomas	12/9/13		12	1-2/.500	1-2	0-0/0.000	0-2-2	1-0	0	0	0	0	3/5.5
LSU	12/14/13		14	2-5/.400	2-4	0-0/0.000	0-1-1	1-0	0	0	0	0	6/5.6
Ole Miss	12/18/13		19	1-3/.333	1-2	0-0/0.000	0-0-0	4-0	1	1	0	0	4/5.2
La. Tech	12/22/13		8	0-2/.000	0-2	0-0/0.000	0-1-1	1-0	1	1	0	0	0/4.4
OSU	12/27/13		21	1-9/.111	0-5	0-0/0.000	1-0-1	3-0	1	0	0	0	2/4.1
ULL	1/4/14					DNP							
UTA	1/9/14					DNP							
TX ST	1/11/14		9	0-3/.000	0-2	0-0/0.000	1-1-2	0-0	0	0	0	1	0/3.7
Troy	1/16/14		11	3-5/.600	3-4	0-0/0.000	0-0-0	3-0	0	0	0	0	9/4.2
USA	1/18/14		24	3-8/.375	2-7	2-2/1.000	2-2-4	2-0	0	0	0	0	10/4.7
WKU													
GSU													
ASU													
ULL													
TX ST													
UTA													
UALR													
GSU													
WKU													
USA													
Troy													
ASU													
UALR													
<b>Totals</b>			<b>151</b>	<b>18-49/.367</b>	<b>14-38/.368</b>	<b>2-3/.667</b>	<b>5-12-17</b>	<b>19-0</b>	<b>4</b>	<b>6</b>	<b>0</b>	<b>3</b>	<b>52/4.7</b>



## 35 Colten Ponder

Sophomore | Forward | 6-5 | 215  
Shreveport, La. | Calvary Baptist Academy

	Season-High	Career-High
Pts	N/A	N/A
FG	N/A	N/A
3FG	N/A	N/A
FT	N/A	N/A
Asst	N/A	N/A
Reb	N/A	1, vs. LTU (11/24/12)
Blocks	N/A	N/A
Steals	N/A	N/A
Min	2, at OSU (12/27/13)	2, at OSU (12/27/13)

Opponent	Date	GS	Min	FG-FGA/Pct.	3FG-FGA	FT-FTA/PCT	O-D-T	PF-FO	A	TO	Blk	Stl	Pts/Avg
Kansas	11/8/13					DNP							
Samford	11/18/13					DNP							
NSU	11/21/13					DNP							
Thomas	12/9/13					DNP							
LSU	12/14/13					DNP							
Ole Miss	12/18/13					DNP							
La. Tech	12/22/13					DNP							
OSU	12/27/13		2	0-0/.000	0-0	0-0/.000	0-0-0	0-0	0	0	0	0	0/0.0
ULL	1/4/14					DNP							
UTA	1/9/14					DNP							
TX ST	1/11/14					DNP							
Troy	1/16/14					DNP							
USA	1/18/14					DNP							
WKU													
GSU													
ASU													
ULL													
TX ST													
UTA													
UALR													
GSU													
WKU													
USA													
Troy													
ASU													
UALR													
<b>Totals</b>			<b>2</b>	<b>0-0/.000</b>	<b>0-0</b>	<b>0-0/.000</b>	<b>0-0-0</b>	<b>0-0</b>	<b>0</b>	<b>0</b>	<b>0</b>	<b>0</b>	<b>0/0.0</b>



# Warhawks Men's Basketball

University of Louisiana at Monroe



## Media Roster



### **0 Marvin Williams**

Junior | Center | 6-8 | 245  
Memphis, Tenn.  
NW Florida State College  
8.6 ppg, 4.5 rpg, .461 FG%



### **13 Chinedu Amajoyi**

Junior | Guard | 6-3 | 195  
Rancho Cucamonga, Calif.  
Kilgore College  
2.0 ppg, 1.3 rpg, .429 FG%



### **1 Jayon James**

Senior | Forward | 6-6 | 225  
Paterson, N.J.  
Lamar State-Port Arthur  
10.0 ppg, 6.4 rpg, .533 FG%



### **15 Kyle Koszuta**

Sophomore | Guard | 6-2 | 190  
Niceville, Fla.  
Niceville HS  
2.6 ppg, .306 FG%, .269 3FG%



### **2 DeMondre Harvey**

Sophomore | Forward | 6-7 | 210  
Minden, La.  
Pearl River CC  
3.2 ppg, 4.1 rpg, .500 FG%



### **20 Evan Sims**

Junior | Forward | 6-8 | 235  
Houston, Texas  
Lamar State-Port Arthur  
0.8 ppg, 1.5 rpg, .200 FG%



### **3 Marcellis Hansberry**

Senior | Guard | 6-0 | 185  
Jackson, Miss.  
Provine HS  
ACL Injury




### **22 Lance Richard**

Freshman | Guard | 5-10 | 170  
Monroe, La.  
Sterlington HS  
Redshirting



### **4 R.J. McCray**

Senior | Guard | 6-2 | 190  
Arlington, Texas  
Grace Prep Academy  
4.2 ppg, .326 FG%, .273 3FG%




### **23 Millann Brown**

Senior | Forward | 6-7 | 230  
Gunnison, Miss.  
East Mississippi CC  
1.8 ppg, 2.7 rpg, .444 FG%




### **10 Amos Olatayo**

Senior | Guard | 6-4 | 200  
Houston, Texas  
Navarro College  
13.5 ppg, 5.5 rpg, .454 FG%



### **33 Daniel Grieves**

Sophomore | Guard | 6-6 | 210  
Bay St. Louis, Miss.  
Pearl River CC  
4.7 ppg, .367 FG%, .368 3FG%




### **11 Nick Coppola**

Freshman | Guard | 5-11 | 195  
Richmond, Va.  
Benedictine Prep  
4.7 ppg, 2.7 rpg, 3.6 apg



### **34 Leon Carswell JJ**

Junior | Forward | 6-3 | 225  
Bossier City, La.  
Hannibal-LaGrange University  
2.0 ppg, 2.0 rpg, (one appearance)



### **12 Tylor Ongwae**

Junior | Forward | 6-7 | 205  
Eldoret, Kenya  
Ranger College  
15.8 ppg, 4.8 rpg, .440 FG%



### **35 Colten Ponder**

Sophomore | Forward | 6-5 | 215  
Shreveport, La.  
Calvary Baptist Academy  
2 mins (one appearance)